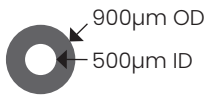


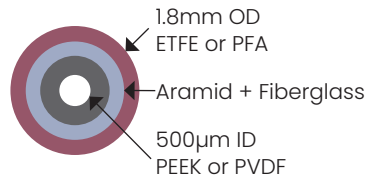
## Low Outgassing Cable

For Space and Vacuum Environments

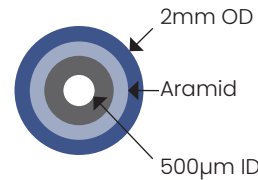
### PEEK or PVDF



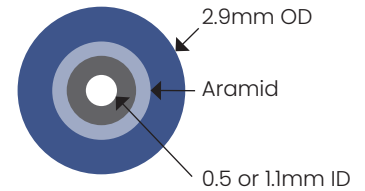
### ETFE/PEEK or PFA/PVDF



### PVDF/PVDF



### PVDF/PVDF



## Tubing Overview

	Advantage	Disadvantage
900µm OD PEEK	Large temperature range, very low shrinkage	Expensive, stiffness can be a challenge to route in boxes
900µm OD PVDF	Large temperature range, flexible, very low shrinkage	Low Melting Temperature and Pull Strength Shrinkage Varies from Lot to Lot
1.8mm OD ETFE / PEEK	Large Temperature Range , Flexible, Very Low Shrinkage	Expensive
1.8mm OD PFA / PVDF	Large Temperature Range , Flexible	Expensive
2mm OD PVDF / PVDF	Flexible, Inexpensive, and 12 Color Options	Shrinkage Varies from Lot to Lot
3mm OD PVDF / PVDF	Strong, Inexpensive, and 12 Color Options Stiffness limits fiber bending in high power operations	Shrinkage Varies from Lot to Lot

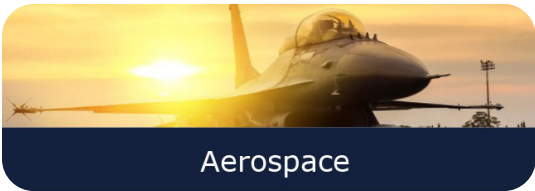
## Tubing Properties

	900µm PEEK (Recommended for Space)	900µm PVDF	1.8mm ETFE/ 900µm PEEK	1.8mm PFA/ 900µm PVDF	2mm PVDF/ 900µm PVDF	2.9mm PVDF/ 900µm PVDF
<b>Jackets</b> (UL94 V-0)	Yes	Yes	Yes	Yes	Yes	Yes
<b>Strength Members</b>	None	None	Aramid and PTFE Coated Fiberglass	Aramid and PTFE Coated Fiberglass	Aramid	Aramid
<b>Color</b> (Customs Available)	Natural	Natural, Blue	Violet	Violet	Violet, Blue	Violet, Blue
<b>Minimum Bend Radius*</b> (With Tension)	18mm	18mm	36mm	36mm	40mm	60mm
<b>Minimum Bend Radius*</b> (No Tension)	9mm	9mm	18mm	18mm	20mm	30mm
<b>Relative Stiffness</b> (100mm tubing to 25mm radius)	0.2 Newton (0.04)	0 Newton (0 lbs)	0.22 Newton (0.05)	0.15 Newton (0.03 lbs)	0.25 Newton (0.05)	1 Newton (0.22 lbs)
<b>Operating Temperature</b> (Dependent on fiber used)	-55-200°C Optically to -40°	-40 - 85°C Optically to -5°	-55 - 150°C Optically to -40°	-55 - 125°C Optically to -5°	-40 - 85°C Optically to -5°	-40 - 85°C Optically to -5°
<b>Shrinkage**</b> (Typical) (10 - 20X from -40 to 85°C)	≈0.02%	≈1.5 - 5%	≈0.03%	≈0.13%	≈0.3 - 2%	≈0.3 - 2%
<b>Maximum Load</b>	4.5 Newton (1 lbs)	2.5 Newton (0.56 lbs)	45 Newton (10 lbs)	45 Newton (10 lbs)	45 Newton (10 lbs)	45 Newton (10 lbs)
<b>Cable Weight</b>	≈0.2kg/km (0.13 lbs / 1000ft)	0.52 kg/km (0.35 lbs / 1000ft)	3.5kg/km (2.35 lbs / 1000ft)	4kg/km (2.7 lbs / 1000ft)	3.8kg/km (2.55 lbs / 1000ft)	6.3kg / km (4.2 lbs / 1000ft)
<b>Maximum Length</b>	10 Meters	10 Meters	20 Meters	20 Meters	10 Meters	100 Meters

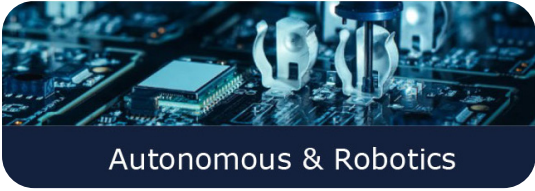
Values are given for design consideration and should be verified. Performance is not guaranteed and therefore should be verified by testing completed cable assemblies.

\*Bend radius specifications are for bends up to 180°. Coiling of 1.8 to 2.9mm OD cable should be over 500mm diameter, or less ideal 1 to 3 coils around 150 to 200mm diameter.

\*\*As a comparison traditional PVC cabling shrinks 3% to 6%.



Aerospace



Autonomous & Robotics



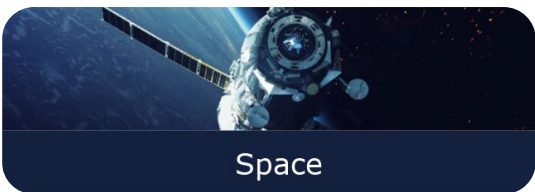
Commercial & Industrial



Medical & Life Sciences



Military & Defense



Space

## Industries We Serve

At Impact Electronic Solutions, we offer cutting-edge prototype and full-turnkey production services, providing unparalleled innovation and seamless solutions to meet your needs.

Our expertise spans highly regulated and mission-critical environments. We deliver complex electronic, fiber optic, and electromechanical products with exceptional quality and reliability. From product development to full-scale manufacturing, we prioritize customer-centric solutions and support groundbreaking innovations.

With extensive experience, we ensure success across diverse industries by consistently meeting rigorous standards and exceeding expectations.

---

## About Us

We are a dynamic team dedicated to delivering innovative electronic design and manufacturing services that consistently outperform industry standards.

Our headquarters are in the Pacific Northwest, and the Impact ES network spans five key locations across the U.S.:

- Clearwater, Florida
- Cranston, Rhode Island
- Grants Pass, Oregon
- Vancouver, Washington
- Ventura, California

Our facilities have been recognized for excellence by numerous corporations, organizations, and publications, showcasing our commitment to quality, precision, and customer satisfaction nationwide.

---

## Fiber Optic Cables and Assemblies Certifications



NASA 8739.5

**We design and build products that matter.**

---

### Contact Us

[sales@impactelectronics.com](mailto:sales@impactelectronics.com)  
805-644-5051  
[www.impactelectronics.com](http://www.impactelectronics.com)

